

NEET- PG



2021

Examination

Information Bulletin

- ◆ National Eligibility Cum Entrance Test - Post Graduate (NEET - PG)
- ◆ Admission to MD/MS/PG Diploma Courses - 2021 session
- ◆ Admission to Post MBBS DNB and NBE Diploma Courses - 2021 session

IMPORTANT DATES

Processes	Timelines
Availability of the Information Bulletin	23rd February 2021 Onwards
Online Submission of Application	23rd February (3 PM Onwards) to 15th March 2021(Till 11:55PM)
Edit Window for All the Candidates	19th March 2021 to 21st March 2021
Final Edit Window to rectify Deficient/Incorrect Images: 1. Photograph 2. Signature 3. Thumb Impression	2nd April 2021 to 4th April 2021
Issue of Admit Card	12th April 2021
Examination Date	18th April 2021
Declaration of Result	By 31st May 2021

ABBREVIATIONS:

NBE	National Board of Examinations
NEET-PG	National Eligibility-cum-Entrance Test-PG
GoI	Government of India
MoHFW	Ministry of Health and Family Welfare, Government of India
NMC	National Medical Commission
EEC	Examination Ethics Committee
NDA	Non Disclosure Agreement
TCA	Test Centre Administrator
AFMS	Armed Forces Medical Services
ST	Scheduled Tribe
SC	Scheduled Caste
OBC	Other Backward Class
UR	Unreserved Category
PWD	Persons with benchmark Disabilities
UMC	Unfair Means Case

CONTACT NBE:

- ❖ The information bulletin & website (<https://nbe.edu.in>) shall guide you through the entire process of application submission and help to answer most of your queries. In case you are still facing issues, then NBE Candidate Care Support is available by phone and email.
- ❖ For exam related queries, contact National Board of Examinations at:

Helpline Number	022-61087595
Email	helpdesknbeexam@natboard.edu.in
Official Website	https://nbe.edu.in www.natboard.edu.in

- ❖ **Phone support** will be available during these times:
 - **23rd February to 31st May 2021** : 9:30 AM to 6:00 PM from Monday to Friday
 - **18th April 2021 (Examination day)**: 7:00 AM to 7:00 PM
 - NBE Candidate Care will be closed on Saturday, Sunday & Gazetted holidays.
- ❖ **Availability of seats and counseling:**
 - A separate handbook informing details of the counseling process and applicable reservation shall be released by the designated counseling authority for NEET-PG 2021.

INDEX

S. No	CONTENTS	Page Number
1	Introduction	6
2	Information for Candidates	9
3	Examination Fee	15
4	Eligibility Criteria	16
5	Scheme of NEET-PG 2021	19
6	Admit Card and Test Day Procedures	21
7	Centre for NEET-PG 2021	28
8	Instructions to Fill Online NEET-PG 2021 Application Form	32
9	Caution Notice, Non- Disclosure Agreement and Unfair Means	38
10	Result	44
11	Counseling And Reservation	49
12	Admissions to PG Courses at AFMS Institutions	50
13	NEET-PG for Post MBBS DNB and NBE Diploma Courses	52
14	Communication Protocols	53
15	Image Upload Instructions	55
16	Annexures	72

1. Introduction

NEET-PG is an eligibility-cum-ranking examination prescribed as the single entrance examination for admission to various MD/MS and PG Diploma Courses as per Section 61(2) of the National Medical Commission Act, 2019 read with 10 (D) of Indian Medical Council Act, 1956.

No other entrance examination, either at the state or the Institution level, shall be valid for entry to MD/MS/PG Diploma courses. Qualifying NEET-PG is mandatory for entry to MD/MS/PG Diploma courses under various Universities/ Institutions in the country. NEET-PG is mandatory even for foreign nationals seeking admission in medical courses in India.

Scope of NEET-PG

NEET-PG 2021 shall be the single eligibility cum entrance examination for admission to MD/MS/PG Diploma Courses for the academic session 2021 which will include the following:

1. All India 50% quota seats for all States/Union territories of India.
2. State quota seats for all States/Union territories of India.
3. All Private Medical Colleges, Institutions & Universities/Deemed Universities all across the country
4. Armed Forces Medical Services Institutions.
5. Post MBBS DNB Courses and Post MBBS NBE Diploma Courses

The following Medical institutions are not covered by centralized admissions for MD/MS seats through NEET- PG for 2021 session:

1. AIIMS, New Delhi and other AIIMS
2. PGIMER, Chandigarh
3. JIPMER, Puducherry
4. NIMHANS, Bengaluru

-
5. Sree Chitra Tirunal Institute for Medical Sciences and Technology,
Trivandrum

No State Government/Private Medical college/Universities shall be conducting any separate entrance for admission to their MD/MS/PG Diploma Courses for the admission session 2021

About National Board of Examinations

The Government of India established the National Board of Examinations (NBE) in 1975 with the objective of improving the quality of the Medical Education by establishing high and uniform standards of postgraduate examinations in modern medicine on an All India Basis and utilizing existing healthcare infrastructure for capacity building.

The prime objectives of NBE is to elevate the standards of post graduate medical education in modern medicine and conducting examinations of high standard on an all India basis.

NBE provides a common national standard for evaluation of minimum level of attainment of the knowledge and competencies of post graduate and post doctoral training.

NBE conducts the following examinations:

Name of Examination	Remarks
NEET - PG	Single window entrance examination for admission to MD/MS/PG Diploma and Post MBBS DNB Courses & NBE Diploma Courses
NEET - MDS	Single window entrance examination for admission to MDS Courses
NEET - SS	Single window entrance examination for admission to DM/MCh and (Post MD/MS/DNB) DNB Superspecialty Courses

Name of Examination	Remarks
PDCET (Post Diploma CET)	Single window entrance examination for admission to Post Diploma DNB Broad specialty Courses
FELLOWSHIP ENTRANCE TEST (FET)	Single window entrance examination for admission to various Fellowship (FNB) Courses of NBE
FMGE	Screening Test for Foreign Medical Graduates conducted as per Screening Test Regulations, 2002
FDGE	Screening Test for Foreign Dental Graduates
MRE/DRE	Medical Registration Examination/Dental Registration Examination for Republic of Mauritius
FELLOWSHIP EXIT EXAMINATION (FEE)	Exit Examination for award of FNB (Fellow of National Board) Qualifications in various sub-specialties
DNB FINAL (Theory & Practical)	Exit Examination for award of DNB Broad & Super Specialty Qualifications

2. Information for Candidates

- 2.1. NEET-PG 2021 is the eligibility-cum-ranking examination for admission to various MD/MS/PG Diploma courses of 2021 admission session.
- 2.2. NEET-PG 2021 will be conducted by NBE. Candidates may note that the role of NBE is limited to the conduct of NEET-PG, declaration of the result and handing over the result to the designated counseling authority. Verification of documents and eligibility determination of the candidates shall be undertaken at the time of counseling/admission process.
- 2.3. Candidate may kindly note that appearance in NEET-PG does not confer any automatic rights to secure a Post graduate MD/MS/Post Graduate Diploma seat. The selection and admission to Postgraduate seats in any medical institutions recognized for running MD/ MS/Post Graduate Diploma courses as per the National Medical Commission (NMC) Act, 2019 and the repealed Indian Medical Council Act, 1956 is subject to fulfilling the admission criteria, eligibility, medical fitness and such criteria as may be prescribed by the respective universities, medical institutions, the NMC, State/Central Government.
- 2.4. Candidates are advised to read the Information Bulletin carefully and go through the instructions regarding submission of online application form given in the information bulletin as well as on NEET-PG 2021 index page on NBE website <https://nbe.edu.in> before starting online submission process for NEET-PG 2021.
- 2.5. Candidates are deemed to have read, agreed and accepted the Information Bulletin, eligibility criteria and the terms and conditions in the Information Bulletin for NEET-PG 2021 on completing the online submission of application form.

-
- 2.6. A candidate can submit NEET-PG 2021 application form only once. Any candidate found to have submitted more than one application form for NEET-PG 2021 may be debarred from NEET-PG, his/her candidature may be cancelled and further action as deemed appropriate by NBE shall be taken.
- 2.7. Candidate should ensure that all the information entered during the online submission of application form is correct and factual. Information provided by the candidates in the online application form shall be treated as correct and NBE will not entertain, under any circumstances, any request for change in the information provided by the candidates. The option of editing certain information entered in the application form shall be available to the candidates during the edit window. Please refer **Chapter - 8** for details regarding Edit Window.
- 2.8. NBE does not edit/modify/alter any information entered by the candidates at the time of online submission of application form under any circumstances.
- 2.9. Application for NEET-PG 2021 can only be submitted online through NBE website <https://nbe.edu.in> There is no other methodology for application submission. Application submitted through any other mode shall be summarily rejected.
- 2.10. Applications of candidates producing false or fabricated information shall not be considered and candidates may be further debarred from appearing in any future examinations conducted by NBE/MoHFW/other Institutions.
- 2.11. Candidates who fail to submit duly completed application with requisite documents and/or fail to rectify the deficiencies in the application by the last date prescribed for rectification shall be declared ineligible. **Admit Card shall not be issued to candidates who are declared ineligible before the conduct of examination.** In such cases, the entire fees will be forfeited.

-
- 2.12. Applications of candidates producing false or fabricated records/ declarations will not be considered and such candidates will be further debarred from appearing in the future examinations of NBE and action as deemed appropriate by NBE will be taken.
- 2.13. Candidates are advised to ensure that no mandatory column in the online application form is left blank. In the event of rejection of the application form, no correspondence/request for re-consideration will be entertained.
- 2.14. Please refer **Chapter - 8** on *Instructions to Fill NEET-PG 2021 Application Form*. Candidates may note that deficiency related to images uploaded shall be communicated to them. **Deficiency related to images uploaded** (Photograph, Signature, Thumb Impression) can be corrected during the **final edit window** i.e. **2nd April 2021 to 4th April 2021**.
- 2.15. Candidates should ensure before applying for the registration that their MBBS degree is recognized as per provisions of the NMC Act, 2019 and the repealed Indian Medical Council Act. If it is found at any time that MBBS degree is not recognized, the candidature / result of the candidate shall be cancelled/ deemed to be cancelled.
- 2.16. Candidates should go through this bulletin carefully for eligibility criteria before applying. Queries pertaining to eligibility and other issues will only be entertained if the information requested is not given in the bulletin of information or NBE website. No queries of the any third party will be entertained with regard to the eligibility and disclosure of the results.
- 2.17. Submission of incomplete online application form not in accordance with prescribed instructions shall invite rejection of the application. In such cases, the examination fee shall not be refunded.

-
- 2.18. Candidate found ineligible at any stage of NEET-PG 2021, will not be permitted to appear in the examination. In an unlikely event of any ineligible candidate appearing and/or passing the NEET-PG 2021, the results/candidature of such candidate shall be cancelled and/or is deemed to be cancelled, even if result has been declared or Score Card has been issued.
- 2.19. NBE reserves the right to withdraw permission, if any, granted inadvertently to any candidate who is not eligible to appear in the NEET-PG 2021 even though the admit card/roll number has been issued or name/roll number is displayed on NBE website.
- 2.20. Fee shall neither be carried forward to a future exams nor refunded under any circumstances. The examination fee of candidates remaining absent shall be forfeited. Application once submitted can not be withdrawn.
- 2.21. Candidates' eligibility is purely provisional & is subjected to the fulfilment of eligibility criteria as prescribed in this Information Bulletin.
- 2.22. Instructions in the Information Bulletin are liable to change based on decisions taken by the NBE /MoHFW/NMC from time to time. There is no equity or any rights that are /or deemed to be arising in favour of candidate. Candidates are required to refer to the latest bulletin or corrigendum that may be issued to incorporate these changes. Refer NBE website <http://www.natboard.edu.in> and <https://nbe.edu.in> for latest updates or corrigendum.
- 2.23. The existing schedule, pattern, policy and guidelines are for ready reference only but in no way, they are or are ought to be treated as representative or acknowledgment of fact that NBE is bound to follow the same in future. NBE reserves its absolute right to alter, amend, modify or apply any or some of the instructions/guidelines contained in this information bulletin.

-
- 2.24. In case of any ambiguity in interpretation of any of the instructions/ terms/ rules/ criteria regarding the determination of eligibility/ conduct of examinations/ registration of candidates/ information contained herein, the interpretation of the NBE shall be final and binding in nature.
- 2.25. Request shall not be entertained for change in date/center of examination under any circumstances. Candidates are advised not to canvass for such representation.
- 2.26. Admit Cards for NEET-PG 2021 Examination shall be available for download at NBE website <https://nbe.edu.in> on **12th April 2021**. Candidates declared ineligible shall not be issued admit cards.
- 2.27. Result of NEET-PG 2021 shall be displayed on NBE website www.natboard.edu.in and <https://nbe.edu.in>
- 2.28. NEET-PG 2021 shall be conducted by NBE at various exam centres engaged for the purpose. Candidates are advised to familiarise themselves with the route and location of the exam centre. Please refer **Chapter - 6** for details of Test Day Procedures.
- 2.29. The examination test centre staff on duty is authorized to verify the identity of candidates and may take steps to verify and record the identity of candidates. Candidates are required to extend requisite cooperation.
- 2.30. Possession/Use of mobile phones/Electronic devices is strictly prohibited in the premises of NBE test Centres. Candidates shall be liable for penal action for Possession/Use of Mobile phones/ Electronic devices. Please go through guidelines detailed in **Chapter - 9** for use of unfair means in the examination.
- 2.31. **Demo Test:** A demo test shall be available for the benefit of candidates to familiarise themselves with the Computer Based Test

format at website <https://nbe.edu.in> Candidates will be able to access the Demo test from **8th April 2021 onwards**.

2.32. The candidates should communicate with NBE regarding matters related to NEET-PG 2021 as per prescribed Protocols only, detailed under **Chapter - 14**.

2.33. Candidates are encouraged to communicate through email with NBE. All the correspondence through post should be addressed to the Executive Director, NBE, Medical Enclave, Mahatma Gandhi Marg, Ansari Nagar, New Delhi-110029. Candidates are requested to superscribe the envelope with the subject matter of the correspondence for expeditious processing.

2.34. **The jurisdiction for court cases/disputes shall be at New Delhi only.**

2.35. The Registration for NEET PG 2021 at the time of PG Counseling to be conducted by designated counseling authority will be as per the details of candidates submitted in NBE NEET-PG 2021 Application Form and will be pre-populated in the Registration Form for counseling. Hence, candidates are advised to maintain their same Registration details e.g. mobile number, Email ID etc. as provided in the NBE NEET-PG 2021 Registration Form.

3. Examination Fee

3.1. Examination Fee:

Category of Candidate	EXAMINATION FEE	GST @ 18%	TOTAL AMOUNT PAYABLE*
General and OBC	Rs. 4250/-	Rs. 765/-	Rs. 5015/-
SC, ST, PWD	Rs. 3250/-	Rs. 585/-	Rs. 3835/-

*Excluding charges as may be applicable by various payment gateways.

- 3.2. Applications once submitted cannot be withdrawn. Fee shall neither be carried forward to a future date nor refunded under any circumstances. Any claim for refund, adjustment or carrying forward of Application fee will not be entertained on successful submission of application and payment of fee.
- 3.3. **How to pay:** The prescribed exam fee should be remitted through payment gateway provided using a Credit Card or a Debit Card issued by banks in India or other modes as may be made available and have been provided on the web page. Fee can not be deposited through any mode other than the payment gateway available while submitting online application form submission.
- 3.4. Examination fees in respect of candidates who are absent or have been declared ineligible due to any reason will be forfeited. Candidates are advised to read the information bulletin for NEET-PG 2021 carefully and satisfy the terms and conditions for fulfilment of eligibility criteria before proceeding for payment of fees.

4. Eligibility Criteria

The eligibility criteria for admission to MD/MS/PG Diploma Courses is as follows :

- 4.1. Candidates in possession of MBBS degree or Provisional MBBS Pass Certificate recognized as per the provisions of the NMC Act, 2019 and the repealed Indian Medical Council Act 1956 and possessing permanent or provisional registration certificate of MBBS qualification issued by the NMC/ the erstwhile Medical Council of India or State Medical Council and have completed one year of internship or are likely to complete the internship on or before **30th June 2021**, may apply for NEET-PG 2021 through online application system at website <https://nbe.edu.in>

CUT-OFF DATE FOR COMPLETION OF INTERNSHIP
30TH JUNE 2021

- 4.2. Candidates found to be ineligible at any stage of NEET-PG 2021 will not be permitted to appear in the examination and/or counseling. In an unlikely event of any ineligible candidate appearing and/or being successful in the NEET-PG 2021, the results/ candidature of such candidate shall be cancelled and/or are deemed to be cancelled.
- 4.3. Requests for appearing in NEET-PG 2021 from candidates completing internship after **30th June 2021** or having qualifications that are not recognized as per the NMC Act, 2019 and the repealed IMC Act, 1956 shall be summarily rejected. Candidates are further advised not to canvass for the same.
- 4.4. The dates indicated by candidates with regard to 12 months Compulsory Rotating Resident Internship in the application form (i.e. internship starting and completion date) shall be treated as final and candidates will be required to submit the original

Compulsory Rotating Resident Internship completion certificate at the time of counseling/admission in allotted Medical College/Institute.

- 4.5. The cut off dates for the recognition of the Medical Colleges, from where the candidates have passed their MBBS Degree Course and completed compulsory rotatory Internship for the year 2021 will be as prescribed by the NMC/ the erstwhile Medical Council of India. The Colleges recognized after the cut- off date prescribed by the NMC will not be considered.
- 4.6. Registration with the NMC/ the erstwhile Medical Council of India or State Medical Council is necessary and its documentary proof should be furnished by the candidates on the day of examination and at the time of counseling/admission.
- 4.7. Some of the Universities/Institutions are having regulations that candidates who are already pursuing the PG Course in their University or in another University are not eligible for admission till they complete the course. The candidates who are already pursuing PG Courses either through All India Quota or State Quota and are applying for a seat under All India Quota/State quota seats may confirm the eligibility conditions of that University in this regard. NBE/MoHFW/Designated Counseling Authority shall not be responsible if such candidates are refused for admission. Such candidates may opt for the subject and the college at their own risk and cost.
- 4.8. The definition of NRI for admission to Deemed University shall be as per Hon'ble Supreme Court order dated 22/08/2017 in WP 689/2017.
- 4.9. Eligibility of candidates issued admit card for the examination shall be purely provisional. Appearing in NEET-PG 2021 does not confer any automatic rights upon the candidate for admission to MD/MS/PG Diploma courses.

4.10. ELIGIBILITY CRITERIA FOR FOREIGN MEDICAL GRADUATES: Indian citizens or overseas citizens of India who have obtained their Primary Medical Qualifications from Medical Colleges outside India should have qualified the Foreign Medical Graduate Examination (Screening Test) as per Screening Test Regulations, 2002 which is conducted by National Board of Examinations. Further, **they should have been registered with the NMC/ the erstwhile Medical Council of India or State Medical Council and should have completed their internship or likely to complete their internship on or before 30th June 2021.** Foreign Medical Graduates are required to bring their FMGE Pass certificate issued by NBE on their testing day alongwith the provisional/permanent registration certificate issued by a medical council.

4.11. ELIGIBILITY CRITERIA FOR FOREIGN NATIONALS: It is not mandatory for foreign nationals to have temporary registration with National Medical Commission (NMC) at the time of writing NEET-PG. Foreign Nationals can write NEET-PG without registration with NMC. The NMC may, on payment of the prescribed fee for registration, grant temporary registration for the duration of the Post Graduate course limited to the medical college/institution to which he/she is admitted for the time being exclusively for pursuing postgraduate studies. Provided further that temporary registration to such foreign national shall be subject to the condition that such person is duly registered with appropriate registering authority in his own country where from he has obtained his Basic Medical qualification, and is duly recognized by the corresponding Medical Council or concerned authority.”

5. Scheme of NEET-PG 2021

- 5.1. NEET-PG 2021 shall be conducted in a single day & single session as a computer based examination on **18th April 2021**.
- 5.2. **Syllabus:** The syllabus for the exam shall comprise of subject/ knowledge area as per Graduate Medical Education Regulations issued by the erstwhile Medical Council of India with prior approval of the Govt of India.
- 5.3. The examination shall be a multiple choice questions delivered using computers network (CBT) as per scheme prescribed. The exam comprises of 200 Multiple Choices, single correct response questions in English language only. Time allotted is 3 hrs 30 min.
- 5.4. There shall be 25% negative marking for incorrect answers. No marks will be deducted for unattempted questions.
- 5.5. **Marking Scheme:** Allocation of marks for each MCQ shall be as follows:

S.NO.	RESPONSE	MARKS
1	Correct Response	4 Marks
2	Incorrect Response	1 Mark shall be deducted
3	Unattempted Question	Zero

- 5.6. During the examination candidates are given an option to mark any question, whether attempted or not, for review which means that candidate has been given an option to go through these questions again before the examination time ends. *Candidates may note that such questions which are marked for review shall be evaluated as per the marking scheme mentioned above.*

5.7. Allocation of time for NEET-PG 2021 shall be as follows:

Activities	Time
Allow Candidates to enter the examination centre and Commence Registration for the test	12:00 PM
Entry closes at Examination Center	01:30 PM
Grant access for Candidate Login	01:45 PM
Candidates log in to read instructions	01:50 PM
Exam Start Time	02:00 PM
Exam End Time	05:30 PM

5.8. Overview of Computer Based Test

Online Application Form Submission

Demo Test (At NBE Website)

Issuance of Admit Cards

Reporting at Test Centre on Schedule Date & Time

Security Check-in Process

Registration for Test + Face ID & Biometric

Examination Begins

Examination Ends

6. Admit Card & Test Day Procedures

- 6.1. **Admit Card:** Admit cards shall be made live on NBE website <https://nbe.edu.in> on **12th April 2021**. **Admit cards will not be issued to candidates found ineligible before conduct of examination.**
- 6.2. Candidates will be informed through SMS/Email alerts and website notice regarding availability of the admit card on NBE website. Admit card will not be sent to the candidates by Post/Email.
- 6.3. Candidates are required to download their admit card from the NBE website and affix firmly their latest passport size photograph in the space provided on the admit card. The photograph must meet following specifications:
- Size of photograph : Minimum 35x45 mm (and not larger than the box printed on admit card for pasting the photograph) with at least 75% area on the photograph should be occupied with the face & head of the candidate.
 - It should be a Colour photograph with white background
 - The photograph needs to display full front view of the face with a neutral expression. No Caps, Stethoscope, Goggles, Ornaments to be worn.
 - The photograph should not have reflection or shadow on the face with red eyes.
 - The photograph needs to be printed on a high quality paper with at least 600 dpi Resolutions.
 - The photograph must not have kinks, scratches and stains.

-
- 6.4. **TEST DAY PROCEDURES:** NBE shall be conducting the **Social Distanced - Computer Based Test (SD-CBT)** in safe and secure environment maintaining social distancing norms wherever needed. NBE reserves its rights to review the test day processes of conduct of CBT in wake of changing scenario of COVID-19 pandemic.
- 6.5. **Entry of Candidates as per Time Slots given in the Admit Cards:** Candidates are required to report at the 'Reporting Counter' of test venue at as per time indicated in their admit cards. To avoid crowding at the test venue entry, there will be staggered time slots for candidates to report. Candidates will be required to report at the exam venue as per the time slot informed via SMS on their registered mobile number one day prior to exam date. The reporting counter will close 30 minutes prior to the test start time. This will allow time for security checks, identity verification and checking in for examination.
- 6.6. Candidates reporting late or beyond the prescribed time shall not be allowed to appear in the exam under any circumstances. NBE shall not be responsible for any delayed arrival of the candidate in reaching the centre due to any reason.
- 6.7. NBE/Test centre/Designated Agency/Staff on duty shall not be liable under any circumstances for delayed reporting and/or non presentation of mandatory documents.
- 6.8. **Test Centre Location:** Exact address and location of the test centres shall be indicated in the admit card. Candidates are advised to familiarise themselves with the test centre locations at least one day prior to the examination day and ensure that they report for the exam as per scheduled time only.

-
- 6.9. Please note that only the candidates who have been issued admit card will be allowed entry inside the examination centre premises subject to fulfilment of documentary requirements.
- 6.10. Friends or relatives accompanying the candidates will not be allowed entry in the examination centre premises under any circumstances and will not be allowed to contact the candidate while the examination process is ongoing.
- 6.11. **Barcode/QR Code Reader at Entry Points:** The candidate will flash the admit card and ID proof for verification to the exam functionary standing across the table with barcode/QR code reader. Candidate shall be informed about the assigned lab number.
- 6.12. **Use of Thermo Guns:** All candidates will be checked at the entry point for fever with the thermo guns. In case, any candidate is observed to be having above normal temperature (> 99.14 Degree F) or displaying any symptoms of COVID-19 infection, he/she will be allowed to take the examination in a separate isolation lab.
- 6.13. Identity checks will be made upon arrival at the test centre to ensure that there are no unauthorized candidates appearing for the exam.
- 6.14. Candidates **MUST bring to the test centre the following documents:**
- 6.14.1. Printed copy of Barcoded/QR Coded Admit card with his/her recent coloured photograph pasted on it.
- 6.14.2. Photocopy of Permanent / Provisional SMC/MCI registration*, to be retained by the test centre &

6.14.3. The below mentioned Govt issued photo IDs** (must be **original** and **valid/non-expired**), details of which have been provided while filling the application form.

❖ **Aadhaar Card (with Photograph): First Preference**

Provide details of Aadhaar Card in the application form and bring it to the test centre if it has been issued to you.

❖ **PAN Card**

❖ **Driving License**

❖ **Passport**

Please bring at least one but as many of the above mentioned Photo IDs which are issued to you and details of which have been provided in the application form.

6.15. In case, any candidate reports to the test center with e-Aadhaar Card with Aadhaar number printed on it as proof of identity, the e-Aadhaar Card should be a good quality colour print out with clearly visible photograph. The photograph should not have kinks, scratches and stains, and should definitely match with the candidate presenting the e-Aadhaar Card. Decision of NBE in this regard shall be final”.

**Indian Citizens/OCI who have obtained their Primary Medical Qualification outside India and qualified Foreign Medical Graduate Examination should bring their original FMGE (Screening Test) Pass certificate issued on NBE letterhead also.*

Foreign Nationals who are desirous to appear in NEET-PG are required to bring their passport (original & valid) to the test centre along with any other documents (Registration with Medical Council in their country of nationality) as a proof of they being a medical practitioner in their country.

*** The name on the photo identification must match with the name as shown on the Admit Card. If name has changed due to marriage etc, candidate must show the relevant document to substantiate claim for change in name (Marriage Certificate/Divorcee Decree/ Legal Name Change Document/ Gazette notification for name change).*

6.16. Candidates without any valid ID proof shall not be allowed to enter the examination premises.

6.17. Unfair means case shall be registered against the candidates producing false/ forged documents/ ID Proofs.

6.18. **SECURITY AT THE TEST CENTRE:** Candidates will **not be allowed** to take the following items beyond security check point under any circumstances:

- Any stationery item like textual material (printed or written), notes, Plastic Pouch, Calculator, Pen, Writing Pad, Pen Drives, Eraser, etc..
- Any electronic device like Mobile Phone, Bluetooth, Earphones, Microphone, Pager, wrist watch/Health Band, Calculator, Electronic Pen/ Scanner etc.
- All ornaments like bracelets, Ring, Earrings, Nose-pin, Chain/ Necklace, Pendants, Necklace with pendants, Badge, Brooch etc.
- Other items like Wallet, Goggles, Handbags, Belt, Cap etc.
- Any eatable item opened or packed, soft drinks etc.
- Any other item which could be used for unfair means, for hiding communication devices like wireless/Bluetooth device, spy camera etc.

6.19. Candidates will be permitted to carry certain items with them to the examination lab:

- Face Mask
- Gloves

-
- Personal Transparent water bottle (The practice of water dispenser shall be discontinued in SD-CBT)
 - Personal hand sanitizer in a transparent bottle (50ml)
 - Exam related documents (Admit card, ID Card etc)

6.20.No arrangement will be made at the centres for keeping any articles/items belonging to the candidates. In case any candidate is found in possession of any of the barred items inside the centre beyond the security check point, it will be considered as use of unfair means and action will be taken against the candidate in accordance with the relevant provisions. To avoid any hardship candidates are advised not to bring prohibited items along with them at the test Centre.

6.21.Frisking with Hand Held Metal Detector (HHMD) will be done.

6.22.**Finger Biometrics** of candidates **shall be captured** at the time of registration for the test at test venue. In addition, photograph of the candidates shall be captured on the exam day at the centre. **Face ID shall be verified** at the time of registration for the test and at each bio-break & during the conduct of examination. Candidates are requested to cooperate with this essential activity to avoid any cases of impersonation. This is a security feature which will ensure that only genuine candidate appear for the exam. Any candidate not adhering to the aforementioned security measures will not be allowed to take the test.

6.23.After verification of ID and capture of Face ID and Finger Biometric, candidates will be escorted to the designated computer terminal at the test centre ensuring social distancing and a Invigilator will assist the candidate for check-in process of the test.

6.24.Candidates are required to keep their admit card and photo identification with them at all times during the conduct of examination.

6.25. Candidates are required to listen to the invigilator's instructions to begin the exam. Each workstation will be blocked from three sides – front, left and right. Candidates are advised not to look around at other candidates as there will be surveillance cameras also that will record video.

6.26. No rough paper for any rough work or pen shall be provided at the centre.

6.27. Any suspicious or disruptive behaviour on part of the candidate may lead to cancellation of candidature. For any issues during the exam, candidate may raise his or her hand to notify Invigilator.

6.28. In Manual Attendance, candidate signatures will be taken on the attendance sheet.

6.29. In case of any technical disruption during the test, rest assured that a registered candidate will get complete allocated examination time.

Case	Description of failure	Standard actions taken
1	Disruption happens (e.g Power Failure) during the exam time after the candidates have logged in (either for one or more candidates)	No action necessary. The timer will stop when the failure occurs and will resume when the failure is rectified. There will be no time loss in allocated examination time due to disruption/failure.
2	Candidate machine is locked during the exam. (e.g Loss of connectivity with the Primary Server)	IT Manager in each exam room verifies and unlocks the candidate's account and the timer starts from the same point where the candidate had left. There will be no time loss in allocated examination time due to this locking.
3	Candidate complains of any specific issues in the machine (e.g screen flickering, mouse issue, system getting locked/hanged repeatedly etc)	On reporting of the issue, IT Manager / Invigilator verifies and locks the candidate machine. The candidate is shifted from their allotted seat to a buffer seat in the same or other lab during the examination. There will be no time loss in allocated examination time due to this shifting.

7. Centres for NEET-PG 2021

7.1. The tentative list of cities where NEET-PG 2021 shall be conducted is as follows:

S. No	City	S. No	City	S. No	City	S. No	City
1	Adilabad	27	Bhatinda	53	Chennai	79	Gorakhpur
2	Agartala	28	Beed	54	Chikballapur	80	Gudlavalleru
3	Agra	29	Belagavi (Belgaum)	55	Chikkamagaluru	81	Gudur
4	Ahmedabad/ Gandinagar	30	Bellary	56	Chirala	82	Guntur
5	Ahmednagar	31	Bengaluru	57	Chittor	83	Guwahati
6	Aizwal	32	Berhampore (WB)	58	Coimbatore	84	Gwalior
7	Ajmer	33	Behrampur-Ganjam	59	Cudalore	85	Haldia
8	Akola	34	Bhagalpur	60	Cuttack	86	Haldwani
9	Alappuzha	35	Bhandara	61	Darbhanga	87	Hamirpur (HP)
10	Aligarh	36	Bhilai Nagar	62	Davanagere	88	Hasan
11	Alwar	37	Bhimavaram	63	Dehradun	89	Hazaribagh
12	Ambajogai	38	Bhiwandi	64	Delhi/NCR	90	Himatnagar
13	Ambala	39	Bhopal	65	Dhanbad	91	Hisar
14	Amlapuram	40	Bhubaneswar	66	Dharmapuri	92	Hooghly
15	Amravati	41	Bhusawal	67	Dharwad/ Hubballi (Hubli)	93	Howrah
16	Amritsar	42	Bidar	68	Dhenkanal	94	Hyderabad
17	Anand	43	Bikaner	69	Dhule	95	Idukki
18	Anatapur	44	Bilaspur (CG)	70	Dibrugarh	96	Imphal
19	Arrah	45	Bilaspur (HP)	71	Dindigul	97	Indore
20	Asansol	46	Boisar	72	Durgapur	98	Jabalpur
21	Aurangabad	47	Bokaro	73	Eluru	99	Jaipur
22	Bagalkot	48	Budgam	74	Ernakulam	100	Jalandhar
23	Balasore	49	Burdwan	75	Erode	101	Jalgaon
24	Bankura	50	Chandigarh/ Mohali	76	Faizabad	102	Jammu
25	Baramulla	51	Chandrapur	77	Gangtok	103	Jamnagar
26	Bareilly	52	Chengalpattu	78	Gondia	104	Jamshedpur

S. No	City	S. No	City	S. No	City
105	Jhansi	131	Kurukshetra	157	Nandayal
106	Jodhpur	132	Latur	158	Nanded
107	Jorhat	133	Lucknow	159	Narasaraopet
108	Kadappa	134	Ludhiana	160	Nashik
109	Kakinada	135	Madnapalee	161	Nellore
110	Kalaburagi (Gulbarga)	136	Madurai	162	Nizamabad
111	Kalyani	137	Mahabubnagar	163	Ongole
112	Kanchipuram	138	Malappuram	164	Palakkad
113	Kannur	139	Mandya	165	Palghar
114	Kanpur	140	Mangaluru	166	Palvancha
115	Karimnagar	141	Mapusa	167	Panaji/Madgaon
116	Karnal	142	Markapur	168	Pandharpur
117	Karur	143	Mathura	169	Panipat
118	Kasaragod	144	Meerut	170	Pathanamthitta
119	Kavali	145	Mehsana	171	Pathankot
120	Khammam	146	Moradabad	172	Patiala/ Fatehgarh Sahib
121	Kodad	147	Mumbai/Navi Mumbai	173	Patna
122	Kohima	148	Muzaffarnagar	174	Perambalur
123	Kohlapur	149	Muzaffarpur	175	Port Blair
124	Kolkata	150	Mylavaram	176	Prayagraj
125	Kollam	151	Mysuru (Mysore)	177	Prodattur
126	Kollar	152	Nagercoil	178	Puducherry
127	Kottayam	153	Nagpur	179	Pune
128	Kozhikode	154	Naharlagun	180	Purnea
129	Krishnagiri	155	Nalgonda	181	Puthakottai
130	Kurnool	156	Namakkal	182	Puttur (AP)

S. No	236	S. No	City	S. No	City
183	Puttur (Karnataka)	209	Sindhudurg	235	Tiruvaru
184	Raigad	210	Solan	236	Tumakuru(Tumkur)
185	Raipur	211	Solapur	237	Udaipur
186	Rajahmundry	212	Sonipat	238	Udupi
187	Rajampet	213	Sriganganagar	239	Ujjain
188	Rajkot	214	Srikakulam	240	Una
189	Ranchi	215	Srinagar	241	Vadodara
190	Ratnagiri	216	Surampalem	242	Varanasi
191	Roorkee	217	Surat	243	Vasai
192	Rourkela	218	Suri	244	Vellore
193	Sagar	219	Suryapet	245	Vijayawada
194	Salem	220	Tadapaleegudum	246	Viluppuram
195	Samba	221	Tekkali	247	Virar
196	Sambalpur	222	Teni	248	Virudhunagar
197	Sangamner	223	Tezpur	249	Visakhapatnam
198	Sangli	224	Thane	250	Vizianagaram
199	Sangrur	225	Thanjavur	251	Warangal
200	Satara	226	Thiruvananthapuram	252	Wardha
201	Sathupally	227	Thoothukudi	253	Yamuna Nagar
202	Satna	228	Thrissur	254	Yavatmal
203	Shillong	229	Tiruchirappalli	255	Yemigannur
204	Shimla	230	Tirunelveli		
205	Shivamogga (Shimoga)	231	Tirupathi		
206	Sikar	232	Tirupur		
207	Silchar	233	Tiruvallur		
208	Siliguri	234	Tiruvanmalai		

-
- 7.2. The exact venue will be informed to the candidates through admit cards. The Candidates shall make their own arrangement for travel/boarding etc.
- 7.3. At the time of online submission of application form, the candidate will be required to choose the city in which he/she wants to take the test. The choice of city will depend on availability of the test centres in a particular city and **the allotment shall be done on first come first serve basis.**
- 7.4. During submission of online application form, candidate will be able to see only those cities where testing seats are available. While the city will be chosen by the candidate himself / herself at the time of online submission of application form, allotment of test centre/venue in the chosen city shall be done by NBE.
- 7.5. **In case testing seat is not available in the State/UT in which the candidate prefers to appear in NEET-PG 2021, he/she can choose the option OTHERS from the list of States/UTs at the time of selection of the State/UT during online submission of application form.** NBE will make all efforts to ensure that the candidate is allotted a testing centre in the State of correspondence address of the candidate. In case testing seat is not available in the concerned State due to logistic, administrative or other reasons, testing centre in a nearby State shall be allocated. Candidates opting for OTHERS option shall be informed about their testing city by **25th March 2021.**
- 7.6. Candidates will be informed regarding their test venue through the admit card.
- 7.7. **Requests for change of testing centre / city shall not be entertained.** Candidates are advised not to canvass for the same.

8. Instructions to Fill Online NEET-PG 2021 Application Form

- 8.1. **New User Registration:** All candidates desirous of applying for NEET-PG 2021 shall be required to create an online profile of themselves to generate a UserID and Password.
- 8.2. **Applicant Login:** This User ID and Password so created will allow the candidate to login as an applicant for NEET-PG 2021 and register an online application. The “Go To Application” link will allow the candidate to continue with the application submission immediately after user creation.
- 8.3. If the Login password is lost, it can be retrieved by clicking “*Forgot Your Password*”.
- 8.4. **Name of Candidate:** Please mention your full name **as in your MBBS Qualification Certificate**. Name as entered by the candidate while creating his/her User ID shall be reflected in a non-editable format in his/her examination application form. No change in the name shall be permissible under any circumstances after submission of an application. The candidate shall be required to produce his/her Govt issued ID proof bearing same name at the test centre on the test day to seek entry. It is strongly advised not to submit an application with an error in the candidate’s name as it shall not be allowed to be edited after application submission. If the user has entered his/her name wrongly while registering the user, please create another user with correct name.
- 8.5. **Father’s and Mother’s Name:** Please mention the full name of your Father and Mother carefully while registering the user.

-
- 8.6. **Gender and Date of Birth:** Indicate your gender and Day, Month & Year of your birth. Please enter the correct date of birth carefully while registering the user.
- 8.7. **Nationality:** Please enter country of your citizenship. An Indian Citizen should indicate, if he/she is an NRI. If you are an Overseas Citizen of India (OCI), please choose OCI after selecting country of your citizenship.
- 8.8. **Email ID:** Email ID chosen by the candidate shall be verified through a system generated OTP for user creation. **Same email ID can not be used for registration of any other user concurrently.** Please note that all email correspondence with the candidate shall be done at this email ID only. *Email chosen by the candidate shall be the primary means to communicate with the candidate for examination purposes.* Information related to examinations shall be sent at this email ID. Candidates shall also be able to communicate with NBE through this registered email only. Correspondence received from any other email ID of the candidate shall not be entertained. Therefore, candidates are advised to choose the email ID carefully. Candidates are required to use same Email ID for counseling Registration Form of designated counseling authority as used in NBE NEET-PG 2021 Application Form.
- 8.9. **Mobile No:** Please provide the desired mobile number for receiving Examinations related communications sent through SMS. Mobile number chosen by the candidate shall NOT be the primary means to communicate with the candidate for examination purposes. Same Mobile No. as used for NBE NEET-PG 2021 Registration will be used at the time of Registration for Counseling.
- 8.10. The UserID/ Application ID and password so generated shall be sent to the registered email ID of the candidate for future records.
- 8.11. The index page of NEET-PG 2021 at NBE website <https://nbe.edu.in> provides a quick link, “**Applicant Login**”. The online

application form for NEET-PG 2021 can be accessed through this quick link after successful login.

- 8.12. The candidate can login using his/her User ID and Password.
- 8.13. The application submission process can be completed either in a single sitting or in multiple sittings, as per the candidate's choice, during the application submission window. However, once an application is successfully completed & submitted, it shall be available for editing certain field only during the "edit window".
- 8.14. **Candidates are advised not to complete their application registration process in a haste** so as to avoid any errors in providing information.
- 8.15. The candidate shall be required to provide information as asked under various heads. It is strongly recommended to keep the required information handy before start filing the application. Some of the salient heads in the application form are as under:
- 8.16. **Upload of Prescribed Documents & Images (Photograph, Scanned Signatures and Thumb Impression):** Please refer Image Upload Instructions available at NBE website <https://nbe.edu.in> and at the end of this information bulletin for details of specifications for uploading photograph, signatures and thumb impression. Images which are not as per prescribed specification shall not be considered and may lead to rejection of the application.
- 8.17. The test city can be selected from available choices **on first come first serve basis**. While the city will be chosen by the candidate himself / herself at the time of online submission of application form, allotment of test centre/venue in the chosen city shall be done by NBE.

-
- 8.18. **In case testing seat is not available in the State/UT in which the candidate prefers to appear in NEET-PG 2021, he/she can choose the option OTHERS from the list of States/UTs at the time of selection of the State/UT during online submission of application form.** NBE will make all efforts to ensure that the candidate is allotted a testing centre in the State of correspondence address of the candidate. In case testing seat is not available in the concerned State due to logistic, administrative or other reasons, testing centre in a nearby State shall be allocated. Candidates opting for OTHERS option shall be informed about their testing city by **25th March 2021**.
- 8.19. After selection of test city, the candidate shall be required to pay the prescribed examination fee online. The fee can not be paid through any mode other than the payment gateway available in online application form.
- 8.20. Candidates shall be prompted to preview the entire application before submission in order to make any corrections, if so required. They shall be required to submit the application after agreeing to the “declaration”. This shall complete the entire process of application submission.
- 8.21. **Acknowledgement of Application Submission:** An acknowledgement email shall be sent to the registered email ID confirming submission of an application by the candidate.
- 8.22. **Edit Window:** Candidates who have successfully submitted their application during Application Submission window shall only be allowed to edit their applications during **19th March to 21st March 2021**. No new application can be registered during edit window.
- 8.23. All *editable fields* in the application form shall be open for the candidate to make any corrections, if so required. Details of field which can not be edited are mentioned below.

8.24. Information entered in the application form can be changed during the “Edit Window”. **However, following fields in the application form shall remain non-editable:**

- Name of the Candidate
- Email ID
- Nationality
- Test City

8.25. If a candidate updates his/her category or PWD status during the edit window which requires him/her to make any payment of the difference in Examination Fee to National Board of Examinations as per Chapter-3, that difference of examination fee needs to be deposited through demand draft drawn in favour of National Board of Examinations, payable at New Delhi before the date of issuance of admit cards.

8.26. No editing in information provided shall be permissible in the application form, once edit window is over.

8.27. NBE disclaims any liability that may arise due to incorrect information provided by the candidate during online application form submission.

8.28. NBE does not edit /modify/alter any information entered by the candidates at the time of online submission of application form under any circumstances. Any requests for change in category, Date of Birth, PWD status etc by National Board of Examinations shall not be entertained.

8.29. Subsequent to closure of edit window, deficiency related to images uploaded in the application form shall be communicated to concerned candidates. Deficiency related to images uploaded (photograph, Signature, Thumb Impression) can be corrected during the **final edit window** i.e. **2nd April to 4th April 2021**.

8.30. Candidates who fail to submit duly completed applications with requisite documents and/or fail to rectify the deficiencies in their applications by the last date prescribed for rectification shall be declared ineligible. **Admit Card shall not be issued to candidates who are declared ineligible before the conduct of the examination.** In such cases, the entire fees will be forfeited.

Summary of Steps in Online Application Form Submission

8.31. The following sequence shall be observed while filing the online application form:

- *Fill the user registration form to generate User ID/Application ID and Password.*
- *User ID and Password will be sent through SMS and Email.*
- *Complete the application form and upload your Photograph, Scanned signature, Thumb impression & Prescribed documents.*
- *Choose your Test City and pay Examination Fee*
- *Agree to the declaration and Submit Application*
- *Take a print out of the filled Application form with Transaction ID printed on it for records*

9. Caution Notice, Non- Disclosure Agreement and Unfair Means

A. Caution Notice

- 9.1. The official website of NBE are www.natboard.edu.in and <https://nbe.edu.in> Candidates are advised to refer for any information about NBE and Examinations conducted by NBE only through these websites links. Please refer NEET-PG 2021 index page on NBE website <https://nbe.edu.in> and Information Bulletin uploaded therein for authentic information and periodic updates about the NEET-PG 2021.
- 9.2. Candidates are hereby advised not to be allured or misled by unscrupulous agents /touts making false and bogus claims of helping any candidate in any means by such spoofed emails/SMS or forged documents.
- 9.3. NBE does not send any email or SMS to candidates regarding securing good marks/merit position in any of the exams conducted by NBE.
- 9.4. Be aware when getting any email or SMS in the name of NBE, please cross verify information received through SMS in name of NBE with a corresponding Email/NBE Website update.
- 9.5. Candidates are also advised to use the email IDs/contact numbers for communication with NBE which are provided on the NBE websites time to time.
- 9.6. In case candidates are approached by any unscrupulous agents/ touts promising any such undue favour through any spoofed emails/SMS or telephone call or forged documents or personally

the same may be reported to NBE through email mail@natboard.edu.in or to the local police for further investigation.

B. Non Disclosure Agreement

- 9.7. NEET-PG is a proprietary examination and is conducted only by NBE. The contents of this exam are confidential, proprietary and are owned by NBE. NBE explicitly prohibits the candidate, from reproducing, transmitting or publishing any or some contents of this exam, in whole or in part, in any form or by any means verbal or written, electronic or mechanical for any purpose whatsoever. NBE shall not entertain any request for sharing any content of the examination including answer keys/ answer sheets.
- 9.8. No content of this exam must be shared with friends, acquaintances or third parties including sharing through online means or via social media. Social media includes but not limited to SMS, Whatsapp, Facebook, Twitter, Hangouts, Blogs etc. using either one's own account or proxy account(s).
- 9.9. By registering for and/or appearing in NEET-PG 2021, the candidate explicitly agrees to the above Non Disclosure Agreement and confirms that he/she fulfills the eligibility criteria prescribed. Further, he/she undertakes to agree by the general terms of use for NEET-PG 2021 as contained in this Information Bulletin, NEET-PG 2021 webpage.
- 9.10. Violation of any act or breach of the same shall be liable for penal action and cancellation of the candidature at the bare threshold.

C. Unfair Means

If during the course of applying/examination, a candidate is found indulging in any of the following, he/she shall be deemed to have used unfair means.

-
- 9.11.If a candidate is found to have made a wrong statement in his/her application form for appearance in the examinations / counseling / admission to the training or has attempted to secure or has secured admission to any of the examinations/courses of NBE by making a false statement or by production of a false/forged document .
- 9.12.If at any stage a candidate has tampered with any entry in the certificate or statement of marks or any certificate issued by any governmental or non-governmental body or any other document that has been issued to him/ her by NBE.
- 9.13.Use/possession of any kind of electronic gadgets including mobile phones with or without internet (whether the gadgets are actually used or not).
- 9.14.A candidate found copying from notes written on any part of his/her clothing, body, desk or table or instrument like setsquares, protractors, scales etc. or who is found guilty of concealing, disfiguring, rendering illegible, swallowing or destroying any notes or papers or material found with him/her or found exchanging answer book or question paper with solution or talking to a person or consulting notes or books outside the Examination Hall, while going to the toilet or in the toilet.
- 9.15.Giving or receiving assistance directly or indirectly of any kind or attempting to do so.
- 9.16.Having in possession of any note-book(s) or notes or chits or any other unauthorized material concerning the subject pertaining to the examination paper.
- 9.17.Change of seat/system without the permission of Examination Superintendent/ In charge Computer Laboratory.

-
- 9.18. Contacting or communicating or trying to do so with any person, other than the Examination Staff, during the examination time in the examination center / Computer Laboratory.
- 9.19. Consulting notes, books or any other material or outside person while going out of the examination hall / Computer Laboratory to toilet or to any other place.
- 9.20. Impersonation.
- 9.21. Forgery in photo identification produced to seek entry in the test centre / producing false documents for the purpose.
- 9.22. Using or attempting to use any other undesirable method or means in connection with the examination.
- 9.23. Running away or swallowing or destroying any note or paper or material found with him / her.
- 9.24. Threatening any of the officials connected with the conduct of the examinations or threatening of any of the candidates.
- 9.25. Peeping into the computer monitor screen of the other candidate.
- 9.26. Hacking or attempting to hack or causing interference with the website of NBE or its Technology Partner(s) or their Information Technology systems.
- 9.27. Tampering with Information Technology systems of NBE or Technology Partner(s) or Computer Laboratory.
- 9.28. Damaging the computer systems of computer Laboratory.

-
- 9.29. Candidate found to have attempted or trying to attempt personally or through another person to influence or pressurize an examiner, or any officer or official connected with the examinations of the NBE or its technology partner, either at NBE or at the office of technology partner or their respective residence(s), in any matter concerned with the examinations.
- 9.30. Any candidate violating the NDA as detailed above will be treated as UMC.
- 9.31. If at any stage if it is found that the candidate has appeared multiple times in the same session of examination or has appeared in same or different examination of NBE with different names, unfair means case shall be registered against such candidate and dealt accordingly.
- 9.32. Any act of candidate/any person which is detrimental to safe, secure and smooth conduct of examination and the decision of EEC in this regard shall be final.
- 9.33. Candidate is found talking/peeping to another candidate during the examination hours in the examination room.
- 9.34. A candidate who refuses to obey the Superintendent of Examination center/Computer Lab and changes his/her seat with another candidate and/or creates disturbance of any kind during the examination and/or otherwise misbehaves in the examination hall.
- 9.35. Any candidate found guilty of having adopted anyone or more of the above Unfair means/misconduct is liable to be penalized with a penalty by the Examination Ethics Committee, which may vary from cancellation of the examination/ expulsion up to next 14 attempts or 7 yrs and/or cancellation of candidature as may be

decided by Examinations Ethics Committee after considering each case.

9.36.**Disclaimer:** The above list is purely indicative. If any act of omission or commission attributed to the candidate/intent by the candidate to vitiate the sanctity of the examination, the decision of NBE shall be final and binding for declaration of any person/candidate guilty of foregoing or such offence as shall be classified as UMC.

10. Result

10.1.QUALIFYING CRITERIA: The eligibility criteria for participation in counseling towards allotment of PG seats conducted by designated counseling authority shall be in accordance with the Post Graduate Medical Education Regulations (as per latest amendment) notified by the NMC/ the erstwhile MCI with prior approval of MoHFW, Govt. of India.

S. No.	CATEGORY	ELIGIBILITY CRITERIA
1	General	50 th Percentile
2	SC/ST/OBC (Including PWD of SC/ST/OBC)	40 th Percentile
3	UR PWD	45 th Percentile

10.2.DATE OF DECLARATION OF RESULT:

The result for NEET-PG 2021 will be declared **by 31st May 2021**.
The result shall be available at NBE website: <https://nbe.edu.in>

10.3.Candidates can download their score card from NBE website using their login credentials.

10.4.There shall be **NO re-evaluation or rechecking or re-totaling of responses marked by the candidates**. Requests/Queries for re-evaluation/ re-totaling shall not be entertained.

10.5.VALIDITY OF NEET-PG 2021 RESULT

10.5.1.The validity of the result of NEET-PG 2021 shall be only for the current admission session i.e. 2021 admission session for MD/MS/PG Diploma courses and cannot be carried forward for the next session of admissions for MD/MS/PG Diploma courses. Kindly note that the registration of admissions for MD/

MS/PG Diploma courses is governed by Post Graduate Medical Education Regulations issued by the NMC/ the erstwhile Medical Council of India with prior approval of Central Government and the Judgments of Hon'ble Supreme Court of India.

10.6.TIE BREAKER CRITERIA: In the event of two or more candidates obtaining same score, the merit position shall be determined using following tie breaker criteria in descending order:

- A. Candidate having greater number of correct responses in the question paper will be placed at a better merit position.
- B. Candidate having lesser number of negative responses in the question paper will be placed at a better merit position.
- C. Older candidate will be placed at a better merit position.
- D. Candidate securing higher aggregate marks (in percentage) in all MBBS Professional Examinations will be placed at a better merit position

10.7.PUBLICATION OF MERIT LISTS:

10.7.1.NEET-PG 2021 rank: This is the overall merit position of the candidate amongst all the candidates who have appeared in the NEET-PG 2021.

10.7.2.All India 50% quota rank: This is the overall merit position of the candidate amongst all the candidates who have appeared in the NEET-PG 2021 and are eligible for All India 50% quota counseling and is valid only for All India 50% quota MD/MS/PG Diploma Courses (2021 admission session).

10.7.3.All India 50% quota Category Rank: This is the overall merit position of the candidate in the category (OBC/SC/ST) as opted by the candidate in the NEET–PG 2021 amongst the candidates of the same category who are eligible for All India 50% quota counseling and is valid only for All India 50% quota MD/MS/PG Diploma Courses. (2021 admission session).

10.8.RESULT FOR ALL INDIA 50% QUOTA SEATS:

10.8.1.The result for NEET-PG 2021 will be declared by **31st May 2021**. The mark sheet-cum-result certificate for NEET-PG 2021 examination - All India 50% Quota can be downloaded from the website <https://nbe.edu.in> after the declaration of result.

10.8.2.Only those candidates will be eligible to participate in the counseling for All India 50% quota seats for 2021 admission session who fulfill the eligibility criteria provided by designated counseling authority for All India 50% Quota seats.

10.8.3.It is hereby clarified that a candidate may qualify NEET-PG 2021 as per criteria mentioned in para 10.1 but may not be in the list of candidates eligible for counseling for All India 50% quota seats based on eligibility criteria provided by designated counseling authority. Such a candidate is however eligible to be considered for counseling for State quota seats in accordance with applicable regulations, qualifying criteria, applicable guidelines and state reservation policies.

10.8.4.Candidates securing less than 50th percentile (40th in case of SC/ST/OBC (Including PWD of SC/ST/OBC) and 45th in case of UR PWD candidates) in NEET-PG 2021 will not be considered for admission to MD/MS/PG Diploma courses and no merit position or rank shall be given to such candidates.

10.8.5.In order to be eligible for admission to Postgraduate Course for an academic year, it shall be necessary for a person with

benchmark disabilities as specified under the Rights of Persons with Disabilities Act, 2016, to score the minimum marks of 45th percentile for General Category and 40th percentile for SC/ST/OBC in the National Eligibility-cum-Entrance Test (NEET).

10.8.6.Centres for issuing PWD certificates: 11 Centres are identified for issuing of PwD certificate for 50% AIQ and Central Institutions/Universities. **Refer Annexure to this bulletin for details of these centres.**

10.9.RESULT FOR STATE QUOTA SEATS

10.9.1.State quota seats in all Medical Institutions in a State and seats in institutions established by State Govt., Universities established by an Act of State/Union Territory Legislature, Municipal Bodies Trust, Society, Company or Minority Institutions shall be filled by utilizing the merit list of NEET-PG. No State government/private medical college/ universities shall be conducting any entrance exam at their own level.

10.9.2.NBE shall be providing only the data of candidates and their marks in NEET-PG 2021 to the designated counseling authority without applying eligibility criteria, reservation criteria etc of the concerned states. State quota rank, state category rank, benefit for In-service candidates, rural posting (if applicable) etc shall be determined/ generated by the designated agency/ authority of the concerned States/UTs/concerned authority as per applicable Regulations, eligibility criteria, guidelines and applicable reservation policies.

10.9.3.NBE shall not be preparing the merit list for any State quota seats / Private Medical College / Universities.

10.9.4.Designated Counseling Authority for State Quota seats is requested to create customized application forms to determine the eligibility of the candidates for opting for respective state

quota seats based on applicable eligibility criteria, reservation policies, benefit to in-service candidates, benefit to candidates who have undergone rural / difficult area postings..

10.9.5.NBE does not verify the information provided by the candidates during online submission of application form and hence candidature will be purely provisional subject to fulfilment of eligibility criteria as mentioned in the Information Bulletin for NEET-PG 2021 & criteria of State/Universities/Institutions concerned.

10.9.6.Candidates must verify from the respective State Government/UTs if at all they will be considered for admission to State Quota Post Graduate seats/Institute Pool based on applicable Regulation and/or domicile criteria, State/Institute of Graduation, reservation policy etc. Merely appearing/passing in NEET-PG 2021 does not make a candidate qualified and/or eligible for State Quota Seats/admission to Private Universities & Institutes.

11. Counseling And Reservation

- 11.1. Reservation of PG seats shall be as per the norms of the Government of India and respective State Governments as may be applicable.
- 11.2. A separate handbook informing details of the counseling process and applicable reservation shall be released by the designated counseling authority for NEET-PG 2021.

12. Admissions to PG Courses at Armed Forces Medical Services Institutions

12.1. Admission to the under mentioned Armed Forces Medical Services (AFMS) training institutes is open to eligible candidates:

- i) Armed Forces Medical College, Pune
- ii) Army Hospital (Research & Referral), Delhi Cantt, (Delhi)
- iii) INHS Asvini (Mumbai)
- iv) Command Hospital Air Force (Bangalore)
- v) Command Hospital Eastern Command (Kolkata)
- vi) Command Hospital Western Command (Chandimandir)
- vii) Command Hospital Central Command (Lucknow)
- viii) Institute of Aerospace Medicine (Bengaluru)

12.2. The candidates shall be considered for admission to the above-mentioned AFMS institutions under the following categories, in the order of precedence

- i) Priority-I (Serving Officers of the AFMS)
- ii) Priority-II (Government Sponsored Candidates from Friendly Foreign Countries)
- iii) Priority-III (Para Military/other Govt. of India sponsored candidates)
- iv) Priority-IV (Ex-Short Service Commission Officers of AFMS)
- v) Priority-V (Civilian); Will have bond liability to serve AFMS

12.3. At the time of online submission of application form for NEET-PG 2021, the candidates will have to select the option "YES" to "Are you willing to take up post graduate courses in institution/

hospital of Armed Forces Medical Services”. Thereafter, they will have to indicate their category as mentioned in Para 12.2

12.4. AFMS will publish a separate notification with detailed instructions mentioning eligibility criteria and admission procedure for MD/MS/PG courses at AFMS institutions & will be available on the website of designated counseling authority. The candidates desirous for admission to AFMS institutions will have to go through the notification & apply accordingly to be considered for admission after declaration of NEET-PG result.

12.5. Candidates should preserve the Score & admit cards of NEET-PG 2021, which are required to be produced during counseling to be conducted for admission to Post Graduate courses in their respective categories.

12.6. ALLOTMENT OF SEATS AND RESERVATION:

12.6.1. A separate handbook informing details of the counseling process and applicable reservation shall be released by the designated counseling authority for NEET-PG 2021.

13. NEET-PG for Post MBBS DNB and NBE Diploma Courses

13.1. The merit list of NEET-PG 2021 shall be utilized by National Board of Examinations for admission to various Post MBBS DNB courses and Post MBBS Diploma Courses of NBE. No separate DNB CET shall be conducted.

13.2. ELIGIBILITY CRITERIA: Candidates in possession of MBBS degree or Provisional MBBS Pass Certificate recognized as per the provisions of the NMC Act, 2019 and the repealed Indian Medical Council Act 1956 and possessing permanent or provisional registration certificate of MBBS qualification issued by the NMC/ the erstwhile Medical Council of India or State Medical Council and have completed one year of internship or are likely to complete the internship on or before **30th June 2021**, may apply for NEET-PG 2021 through online application system at website <https://nbe.edu.in>

13.3. Candidates already pursuing a DNB course are not eligible for admission in DNB Course till such time they have completed the entire duration of the prescribed course or have been discharged from the course. Candidates who have joined DNB Broad Specialty course in or after January 2018 admission session are not eligible for admission to January 2021 session. This shall be irrespective of their resignation or discontinuation from the course due to any reason.

13.4. ALLOTMENT OF SEATS AND RESERVATION: A separate handbook informing details of the counseling process and applicable reservation shall be released by the designated counseling authority for NEET-PG 2021.

14. Communication Protocols

14.1. Information in this information bulletin & NBE website <https://nbe.edu.in> and www.natboard.edu.in will guide you through the entire process of application submission and help answer most of your queries.

14.2. In case you are still facing issues, then you can contact NBE through any of the following modes:

- **NBE Candidate Care helpline (Preferred mode):**

Helpline Number	022 - 61087595
Email	helpdesknbeexam@natboard.edu.in
Official Website	https://nbe.edu.in

- **By Post:**

Executive Director
National Board of Examinations,
Medical Enclave,
Ansari Nagar,
New Delhi -110029

14.3. The preferred mode for handling the NEET-PG 2021 related queries shall be by email. The emails may be sent to **dedicated NEET-PG help desk** at helpdesknbeexam@natboard.edu.in

14.4. Emails related to NEET-PG 2021 sent at any other email ID of NBE may be missed.

14.5. Queries shall only be processed if same are sent through email ID of candidate registered with NBE.

14.6. Following Information must be provided in emails addressed to NBE regarding NEET-PG 2021:

- *Name of Candidate*
- *Email ID*
- *Mobile Number*
- *Correspondence Address*
- *Application ID/Roll Number for NEET-PG 2021*
- *Session of Examination*

❖ **Emails sent without aforesaid information may not be entertained.**

14.7. Do not send the same email multiple times, as it will delay the response process.

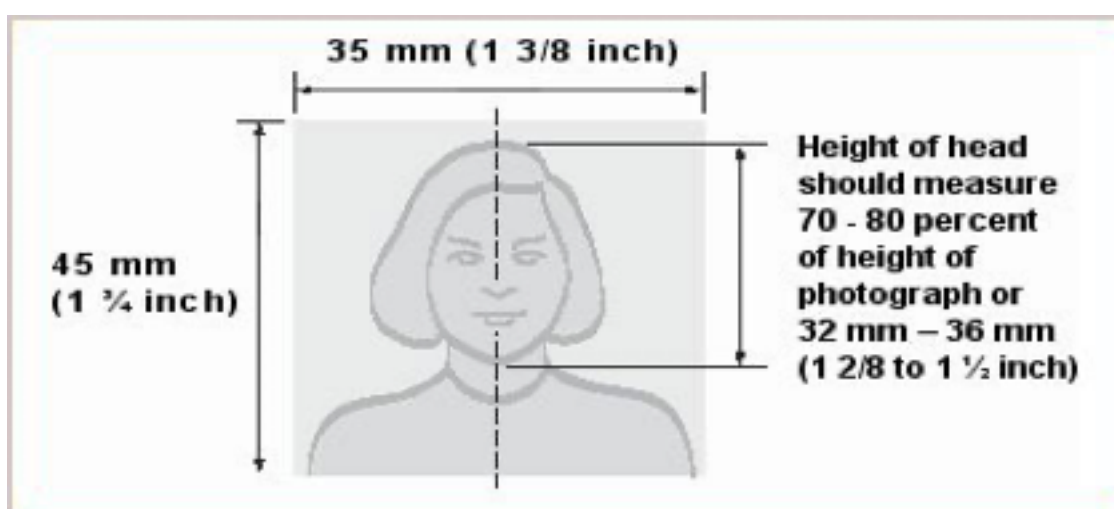
14.8. Queries shall not be entertained from persons claiming themselves to be representative, associates or officiates of the candidate.

Image Upload Instructions

Before applying online, a candidate will be required to have a scanned (digital) image of his/her photograph, signature and thumb impression as per the specifications given below. Your online application will not be registered unless you upload your photograph, signature and thumb impression as specified.

A. PHOTOGRAPH

Processes for photo upload:



The candidate shall be required to upload **TWO photographs**:

1. A **REAL TIME PHOTOGRAPH** taken by the webcam/in-built camera of the computer system while filling the online application form:
 - a. Stand/sit against a **white background** in bright light (Avoid distracting backgrounds)
 - b. The image must not include other objects or additional people. Ensure that you are only one person in picture.
 - c. The image must contain the full face, ears, neck, and shoulders of the entrant in frontal view with a neutral, non-smiling expression and with eyes open and directed at the camera.
 - d. The image must not contain any parts of the body below the entrant's shoulders.

-
- e. Click on “Capture Photo” button in the application form.
2. Upload a **PRE-SAVED RECENT PHOTOGRAPH** which can be prepared in one of the two ways:
- Clicking a photograph through a digital camera
 - By scanning the physical photograph.

I. CLICKING YOUR PHOTO



- Stand/sit against a **white background** (Avoid distracting backgrounds)
- The image must not include other objects or additional people. Ensure that you are only one person in picture.
- The image must contain the full face, ears, neck, and shoulders of the entrant in frontal view with a neutral, non-smiling expression and with eyes open and directed at the camera.
- The image must not contain any parts of the body below the entrant's shoulders.
- Click colour photograph in **bright light** using any digital device preferably with > 5-megapixel resolution). Avoid using flash as it tends to create a shadow on the white background.
- Avoid selfie; ask someone else to take the picture for you. They might also help to direct you a bit, like telling you to straight your head or tuck your hair behind your ears.

Editing of digital photograph:



-
- a. the photograph from the digital device to a computer/laptop.
 - b. the photograph such that your head, shoulders are visible and occupy most of the image.
 - c. The size of image should be less than 80kb. Size of the image can be checked by right click on the image and then go to "Properties" link. (maintain aspect ratio, i.e. height and width ratio to avoid distortion of image)

II. PHOTO SCAN PROCESS

In case you already have a professionally clicked passport size colour photograph follow the following procedure to prepare scanned image of the same.

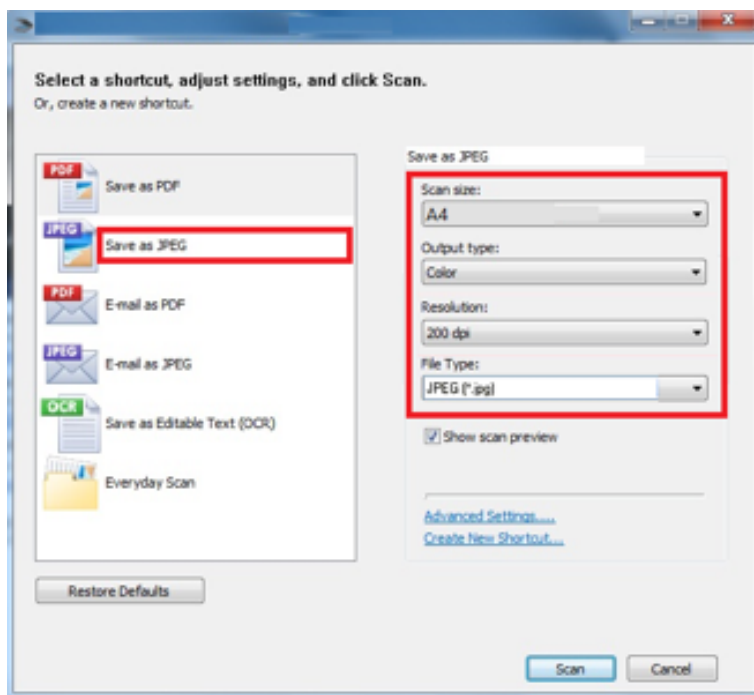

Before you scan the photograph ensure that

- a. Photo has been taken against a white background without a border and clearly shows your face, eyes and both ears.
- b. The photograph is of standard passport size (35mm X 45mm, width X height)
- c. The photograph is recent (within 6 months of online application).
- d. Choose a solo photo for scanning. Cropping a group photo isn't acceptable.
- e. Profile photograph is not acceptable.

Scanning process of already available photograph

- a. **Draw a box** minimum 35x45 mm size on a white sheet of paper using pencil.
- b. Affix your latest passport size photograph in the draw box.
- c. Set the scanner resolution to a minimum of 200 dpi (dots per inch)
- d. Set Color to True Color
- e. **Place sheet of paper face down on the printer or scanner surface. Press scan button on the scanner or use the scanning program on your computer.**
- f. **Crop** the image such that borders of box are reached.

- g. **Save the scanned images** as .jpg/.jpeg as “Photograph.jpg” or “Photograph.jpeg”.
- h. The size of image should be less than 80kb. Size of the image can be checked by right click on the image and then go to “Properties” link.
- i. If the size of the image is more than 80 kb, then adjust the settings of scanner such as set the dpi of the scanner to 200 dpi and quality of image at low. If image size is still more than 80 kb then resize the image to the given specifications.



Checklist before uploading digital image of photo



- Photograph is in colour with white background.
- Your face is clearly visible.
- The size of image should be less than 80kb.
- Image is in .jpg/.jpeg format.
- Image is not blurred in the process of editing.
- Digital enhancement or other alterations or retouching are not permitted.
- Make sure your face takes up at least 70-80% of the frame.

B. SIGNATURE

Digital image of your Signature can be made in two ways:

- Using a digital device to directly image (i.e. camera)
- Scanning the signature

I. PREPARING DIGITAL IMAGE OF SIGNATURE USING A DIGITAL DEVICE (CAMERA)

Clicking image of signature using a digital device:

- Draw a box of size 1.5 cm (height) x 3.5 cm (width). Use a black or dark blue ink pen to sign within this box.
- Click the signature within the box in bright light conditions using any digital device (preferably with > 5-megapixel resolution). Avoid using flash.

- c. Check the shadow of your hands/camera/smartphone etc. does not fall on the sheet.



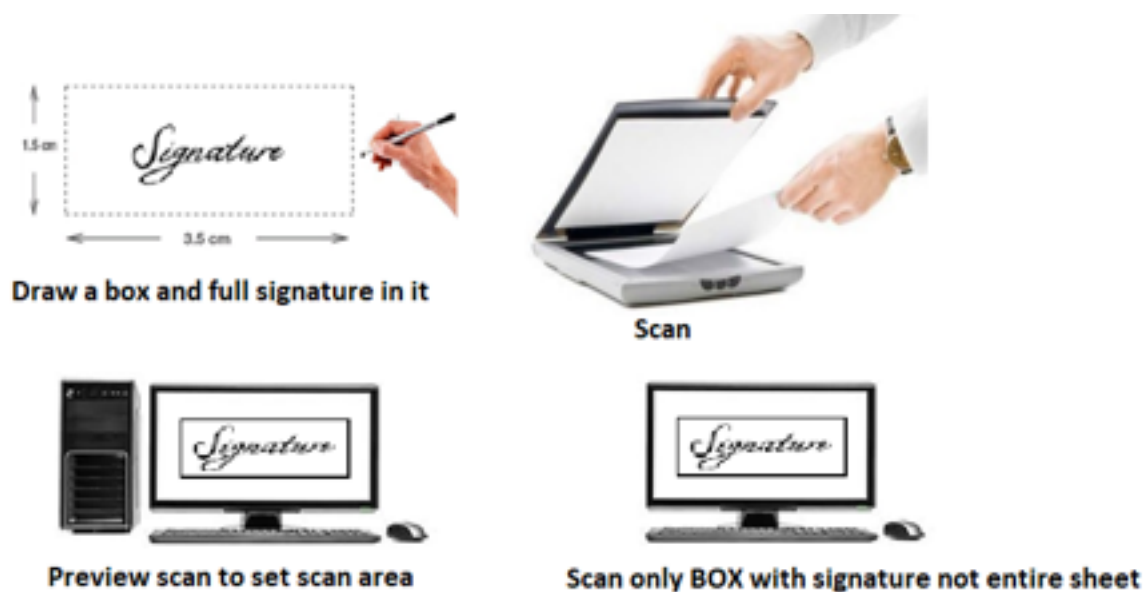
Editing digital image of the signature:

- Transfer the digital image to a computer/laptop.
- If required, use **auto-correct feature** of image editing software so that the signature is clear against a white background.
- Crop** the image such that borders of box are reached.
- Resize** the image to 20 – 100 Kb (maintain aspect ratio, i.e. height and width ratio to avoid distortion of image)

II. SCANNING THE SIGNATURE:

- The signatures should be **done by the candidates only** as it may be checked any time frequently.
- Signature done on the blank white page without lines only will be accepted
- Take the white sheet and mark the box size of 3.5 x 1.5 cm (width x height)
- Sign inside the box with **blue/black pen**.
- If the Candidate's signature on the answer script, at the time of the examination, does not match the signature on the Attendance Sheet, the candidate will be disqualified.
- Set the scanner to 200 dpi
- The scanned image should be saved in .jpeg/ .jpg format.
- Crop only box area.

-
- i. The size of image should be less than 80kb.



C. THUMB IMPRESSION

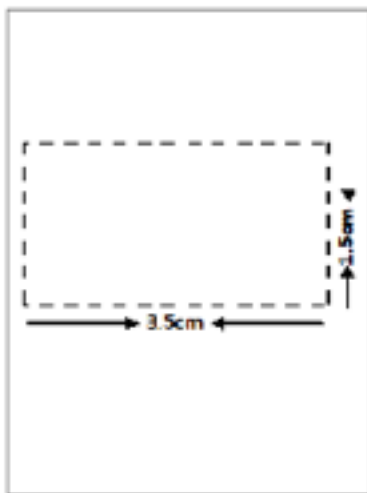
Instruction for preparing digital image of thumb print



Taking a thumb-print

- Draw a box of 3.5 cm x 1.5 cm (width x height) on a white sheet of paper (you may draw more than 1 box to take multiple thumb print and select the best).
- Use a fresh **blue/black** colour ink pad.

- c. Practice on a sheet of paper to get the proper thumb-print especially the density or darkness of the colour. The impression of the print should be clear and readable; neither dark nor smudged or light.
- d. Clean your hands and dry them before you begin (oil/dirt can obscure the prints)
- e. Gently press your **LEFT THUMB** against the ink pad and take a horizontal print of your left thumb within the box. Do not press too much or wriggle as it may lead to smudging of print. Preferably take impressions of thumb in more than box.

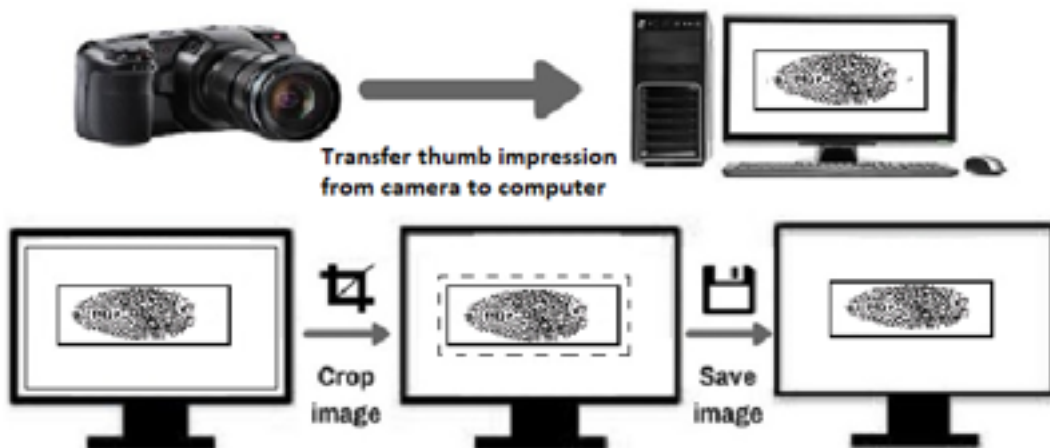


Draw a box of 1.5cm x 3.5cm for Left thumb impression



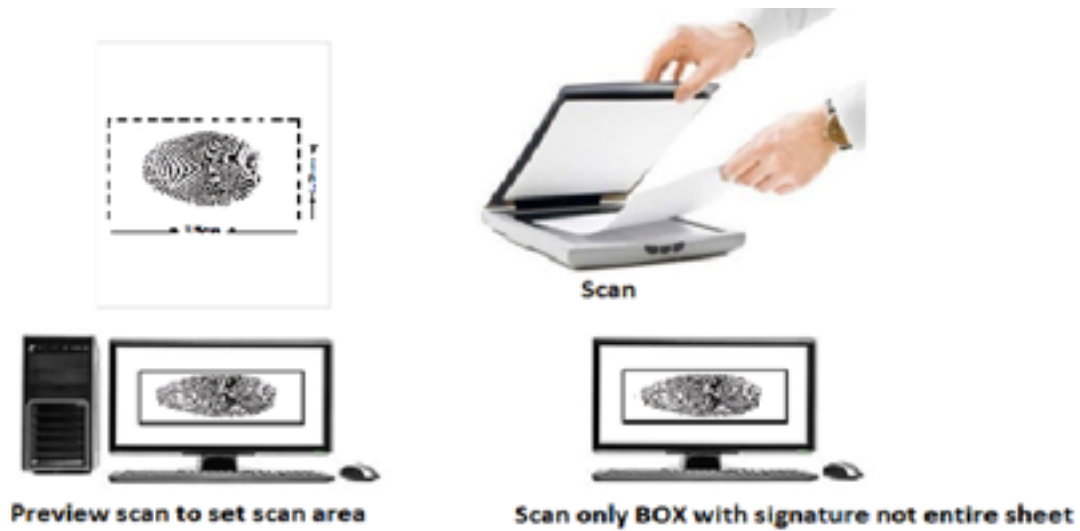
Left thumb impression within the box

I.PREPARING DIGITAL IMAGE OF THUMB IMPRESSION USING A DIGITAL DEVICE (CAMERA)















II. SCANNING THE THUMB IMPRESSION













- Set the scanner to 200 dpi.
- Save the scanned image of thumb-print as .jpg/ .jpeg format.
- Crop only box area.
- The size of image should be less than 80kb. Size of the image can be checked by right click on the image and then go to "Properties" link.







































INSTRUCTIONS FOR ACCEPTABLE PHOTOGRAPHS











Not Acceptable	Reason for Rejection	Acceptable
	Cropped image	
		
	Not looking straight into camera	
		
	Black & White Photographs	
		







	<p>Improper flash or improper lighting</p>	
		
	<p>Photo taken with mobile phone (including “selfies”) resulting in distorted face</p>	
		
	<p>Distortion due to enlargement of an original smaller image</p>	
		
	<p>Improper Background or Sunglasses</p>	

























			
	Too much glare on spectacles		
			
	Spectacle rim over eyes		
			
INSTRUCTIONS FOR ACCEPTABLE SIGNATURES			
Not Acceptable Signature	Reason for Rejection	Acceptable	
	Signature not in rectangle box		











		
	Signature not in full	
		
	Initials are unacceptable	
		
	Signature in Capital	
		
	Signature is smaller in size. Instead of the box, entire page is scanned and uploaded.	
		

	Signature not in plain white background	
<div style="display: flex; justify-content: space-between; align-items: center;">   </div>		
	Signature and thumb impression in same box	
<div style="display: flex; justify-content: space-between; align-items: center;">   </div>		
	Signatures with dark background	
<div style="display: flex; justify-content: space-between; align-items: center;">   </div>		
	Signature outside the rectangle	
<div style="display: flex; justify-content: space-between; align-items: center;">   </div>		
	Signature in other than blue or black ink	

			
	Photograph uploaded in place of Signatures		
			
	Thumb Impression Uploaded in place of Signatures		
			

INSTRUCTIONS FOR ACCEPTABLE THUMB IMPRESSIONS		
Not Acceptable Signature	Reason for Rejection	Acceptable
	Thumb impression in other than blue or black ink	
		
	Thumb impression taken via mobbile phone/camera with dark background	

			
	Incomplete thumb impression		
			
	Picture of thumb impression		
			
	Thumb impression uploaded is partly cropped / not scanned completely.		
			
	Thumb impression is not clear		
			
	Dry thumb impression		
			
	Thumb impression not in plain white background		

			
	Thumb Impression obscured by too much ink.		
			
	Thumb Impression is too small; upload full A4 size sheet instead of box alone		
			

ANNEXURE -I

PROFORMA FOR SCHEDULED CASTE AND SCHEDULED TRIBE CERTIFICATE

Form of certificate as prescribed in M.H.A., O.M., No. 42/21/49-N.G.S. dated the 28.1.1952, as revised in Dept. of Per- & A.R. letter No. 36012/6/76-Est. (S.CT), dated the 29.10.1977, to be produced by candidate belonging to a Scheduled Caste or a Scheduled Tribe in support of his/her claim.

CASTE CERTIFICATE

This is to certify that Shri/Smt./Kum.*son/daughter*
of.....of
village/town*in district/Division*of the
State/Union Territory*belongs to the..... Caste/
Tribe

which is recognized as a Scheduled Caste/Scheduled Tribe*under:

- The Constitution (Scheduled Caste) Order, 1950
- The Constitution (Scheduled Tribe) Order, 1950
- The Constitution (Scheduled Caste) (Union Territories) Order, 1951
- The Constitution (Scheduled Tribe) (Union Territories) Order, 1951

% 1. (as amended by the Scheduled Caste and Scheduled Tribe Lists (Modification) order, 1956, the Bombay Re-organization Act, 1960, the Punjab Re- organization Act, 1966, the State of Himachal Pradesh Act, 1970 the North Eastern Areas (Re-organization) Act, 1971 and the Scheduled Castes and Scheduled Tribes Orders, (Amendment) Act, 1976).

- The Constitution (Jammu and Kashmir) Scheduled Caste Order, 1956.
- The Constitution (Andaman and Nicobar Islands) Scheduled Tribes Order, 1959.
- The Constitution (Dadar and Nagar Haveli) Scheduled Caste Order, 1962.
- The Constitution (Dadar and Nagar Haveli) Scheduled Tribes, Order, 1962.
- The Constitution (Puducherry) Scheduled Caste Order, 1964
- The Constitution (Uttar Pradesh) Scheduled Tribes, Order, 1967.
- The Constitution (Goa, Daman & Diu) Scheduled Caste Order, 1968.
- The Constitution (Goa, Daman & Diu) Scheduled Tribes, Order, 1968.
- The Constitution (Nagaland) Scheduled Tribes Order, 1970.
- The Constitution (Sikkim) Scheduled Caste Order, 1978.
- The Constitution (Sikkim) Scheduled Tribes Order, 1978.

% 2. Applicable in the case of Scheduled Caste/Schedule Tribe persons who have migrated from one State/Union Territory Administration:

This certificate is issued on the basis of the Scheduled Caste/Scheduled Tribe* certificate issued to Shri/Smt* _____ father/mother of Shri/Smt/Kum* _____ of village/town in _____ District/Division* _____ of the State/Union Territory* _____ who belongs to the _____ caste/tribe which is recognized as a Scheduled Caste/Scheduled Tribe* in the State/Union Territory* _____ issued by the _____ (name of prescribed authority) vide their No _____ date _____.

% 3. Shri*/Smt.*/Kum* _____ and/or his/her* family ordinary reside (s) in village/town* _____ of the State/Union Territory of _____.

Signature _____
Designation _____

Date: _____ (With seal of Office)
Place: _____ State/Union Territory**

*Please delete the words which are not applicable.

• Please quote specific Presidential Order.

% Delete the paragraph which is not applicable.

**Should be signed by the Authorities empowered to issue Scheduled Caste/Scheduled Tribe certificates as specified above.

PROFORMA FOR OTHER BACKWARD CLASS (OBC) CERTIFICATE

(CERTIFICATE TO BE PRODUCED BY OTHER BACKWARD CLASSES APPLYING FOR ADMISSION TO CENTRAL EDUCATIONAL INSTITUTIONS (CEIs), UNDER THE GOVERNMENT OF INDIA)

This is to certify that Shri / Smt. / Kum. _____ Son / Daughter
of Shri / Smt. _____ of Village / Town _____
District / Division _____ in the _____ State belongs
to the _____ Community which is recognized as a backward class under:

- i) Resolution No. 12011/68/93-BCC(C) dated 10/09/93 published in the Gazette of India Extraordinary Part I Section No. 186 dated 13/09/93.
- ii) Resolution No. 12011/9/94-BCC dated 19/10/94 published in the Gazette of India Extraordinary Part I Section I No. 163 dated 20/10/94.
- iii) Resolution No. 12011/7/95-BCC dated 24/05/95 published in the Gazette of India Extraordinary Part I Section I No. 88 dated 25/05/95.
- iv) Resolution No. 12011/96/94-BCC dated 9/03/96.
- v) Resolution No. 12011/44/96-BCC dated 6/12/96 published in the Gazette of India Extraordinary Part I Section I No. 210 dated 11/12/96.
- vi) Resolution No. 12011/13/97-BCC dated 03/12/97.
- vii) Resolution No. 12011/99/94-BCC dated 11/12/97.
- viii) Resolution No. 12011/68/98-BCC dated 27/10/99.
- ix) Resolution No. 12011/88/98-BCC dated 6/12/99 published in the Gazette of India Extraordinary Part I Section I No. 270 dated 06/12/99.
- x) Resolution No. 12011/36/99-BCC dated 04/04/2000 published in the Gazette of India Extraordinary Part I Section I No. 71 dated 04/04/2000.
- xi) Resolution No. 12011/44/99-BCC dated 21/09/2000 published in the Gazette of India Extraordinary Part I Section I No. 210 dated 21/09/2000.
- xii) Resolution No. 12015/9/2000-BCC dated 06/09/2001.
- xiii) Resolution No. 12011/1/2001-BCC dated 19/06/2003.
- xiv) Resolution No. 12011/4/2002-BCC dated 13/01/2004.
- xv) Resolution No. 12011/9/2004-BCC dated 16/01/2006 published in the Gazette of India Extraordinary Part I Section I No. 210 dated 16/01/2006.
- xvi) Resolution No. 12011/14/2004-BCC dated 12/03/2007 published in the Gazette of India Extraordinary Part I Section I No. 67 dated 12/03/2007.
- xvii) Resolution No. 12018/6/2005-BCC dated 10/10/2007 published in the Gazette of India Extraordinary Part I Section I No. 311 dated 12/10/2007.
- xviii) Resolution No. 12015/2/2007-BCC dated 18/08/2010 published in the Gazette of India Extraordinary Part I Section I No. 232 dated 18/08/2010 & Corrigendum dated 11/10/2010.

Shri / Smt. / Kum. _____ and / or his family ordinarily reside(s)
in the _____ District / Division of _____ State.

This is also to certify that he / she does not belong to the persons / sections (Creamy Layer) mentioned in Column 3 of the Schedule to the Government of India, Department of Personnel & Training O.M. No. 36012/22/93-Estt. (SCT) dated 08/09/93 which is modified vide OM No. 36033/3/2004 Estt.(Res.) dated 09/03/2004 or the latest notification of the Government of India.

Dated:

**District Magistrate/ Competent Authority
Seal**

NOTE:

- a. The Term Ordinarily used here will have the same meaning as in Section 20 of the Representation of the People Act, 1950.
- a. The authorities competent to issue Caste Certificates are indicated below:
 - i. District Magistrate/ Additional Magistrate/1st Class Stipendiary Magistrate/Sub-Divisional Magistrate/Taluka Magistrate/Executive Magistrate/Extra Assistant Commissioner (not below the rank of 1st Class Stipendiary Magistrate.)
 - ii. Chief Presidency Magistrate/ Additional Chief presidency Magistrate/Presidency magistrate.
 - iii. Revenue Officer not below the rank of Tehsildar.
- c. Sub-Divisional Officer of the area where the candidate and/or his family resides.

The annual income/status of the parents of the applicant should be based on financial year ending **March 31, 2020.**

Government of.....
(Name & Address of the authority issuing the certificate)

**INCOME & ASSEST CERTIFICATE TO BE PRODUCED BY
ECONOMICALLY WEAKER SECTIONS**

CERTIFICATE NO:
VALID FOR THE YEAR:

DATE:

This is to certify that Shri / Smt. / Kum. _____ Son /
Daughter/Wife of Shri / Smt. _____ permanent resident of
Village / Town _____ District / Division _____ in the
_____ State/Union Territory _____ Pincode _____
whose photograph is attested below belongs to the Economically Weaker Sections, since the
gross annual income* of his/her family** is below Rs. 8 lakh (Rupees Eight Lakh only) for the
financial year.....His/her family does not own or possess any of the
following assets*** :

- I. 5 acres of agricultural land and above;
 - II. Residential flat of 1000 sq. ft. and above;
 - III. Residential plot of 100 sq. yards and above in notified municipalities;
 - IV. Residential plot of 200 sq. yards and above in. areas other than the notified municipalities.
2. Shri/Smt./Kumari.....belongs to the.....caste which is not
recognized as a Scheduled Caste, Scheduled Tribe and Other Backward Classes (Central List)

Paste Recent Passport
Size Photograph of the
Applicant here

Signature with seal of Office
Name.....
Designation.....

* **Note 1:** Income covered all sources i.e. salary, agriculture, business, profession, etc.

** **Note 2:** The term 'Family' for this purpose include the person, who seeks benefit of reservation, his/
her parents and siblings below the age of 18 years as also his/her spouse and children below the age of
15 years

*****Note 3:** The property held by a 'Family' in different locations or different places/cities have been
clubbed while applying the land or property holding test to determine EWS status.

List of Centres which will issue Disability Certificates as per 21 benchmark Disabilities given under RPwD Act-2016

S/No.	Centres which will issue Disability Certificates as per 21 Benchmark Disabilities given under RPwD Act-2016	City/State
1	Vardhman Mahavir Medical College & Safdarjang Hospital	New Delhi
2	All India Institute of Physical Medicine and Rehabilitation (for Locomotor Disability)	Mumbai
3	Institute of Post Graduate Medical Education & Research	Kolkata
4	Madras Medical College	Chennai
5	Grant Government Medical College, J.J. Hospital Compound	Mumbai, Maharashtra
6	Goa Medical College	Goa
7	Government Medical College, Thiruvananthapuram	Thiruvananthapuram
8	SMS Medical College	Jaipur, Rajasthan
9	Govt. Medical College and Hospital, Sector-32	Chandigarh
10	Govt. Medical College, Agartala, State Disability Board	Agartala/Tripura
11	Institute of Medical Sciences, Banaras Hindu University	Varanasi, Uttarpradesh
12	Ali Yavar Jung National Institute of Speech and Hearing Disabilities, Bandra, Mumbai) (For Hearing Disabilities only)	Mumbai, Maharashtra

CERTIFICATE OF DISABILITY

(As per MCI Gazette Notification No. MCI-18(1)/2018-Med./187262 dated 5th Feb, 2019/ 14th May, 2019 for admission to Medical Courses in All India Quota)

Certificate No. _____ Dated _____

Name of the Designated Disability Centre (as per ANNEXURE):

This to certify that Dr. / Mr. / Ms. _____

Aged _____ Years Son/ Daughter of Mr. _____

R/o _____

**Recent Passport
Size Photograph
of the candidate
duly attested by
the issuing
authority**

NEET Roll No. _____, Rank No. _____, has the following

Disability (Name of the Specified Disability) _____ (in percentage)

of _____ (in words) _____ (in Figures).

• **Please tick on the “Specified Disability”**

(Assessment may be done on the basis of Gazette of India, Extraordinary, Part-II, Section 3 Sub-section(ii), Ministry of Social Justice and Empowerment)

S/No.	Disability Type	Type of Disability	Specified Disability
1.	Physical Disability	A. Locomotor Disability* B. Visual Impairment* C. Hearing Impairment* D. Speech & Language Disability	a. Leprosy cured person, b. Cerebral Palsy, c. Dwarfism, d. Muscular Dystrophy, e. Acid attack Victims, f. others such as Amputation, Poliomyelitis a. Blindness b. Low Vision a. Deaf b. Hard of hearing a. Organic/ Neurological causes
2.	Intellectual Disability		a. Specific Learning Disabilities(Perceptual disabilities, Dyslexia, Dyscalculia, Dyspraxia & Developmental Aphasia b. Autism Spectrum Disorders
3.	Mental Behaviour		a. Mental illness
4.	Disability caused due to	a. Chronic Neurological Conditions b. Blood Disorders	i. Multiple Sclerosis ii. Parkinsonism i. Haemophilia, ii. Thalassemia, iii. Sickle Cell Disease
5.	Multiple Disabilities including Deaf Blindness		More than one of the above specified disabilities

• **Conclusion:** He/ She is **Eligible/ Not Eligible** for admission in Medical/ Dental courses as per the MCI Gazette Notification subject to his being otherwise medically fit.

❖ Functional competency with the aid of **Assistive devices** in case of **Locomotor*/ Visual*/ Hearing* Impairment**, if any _____

Sign & Name _____
(Concerned Specialist)

Sign & Name _____
(Concerned Specialist)

Sign & Name _____
(Concerned Specialist)

National Board of Examinations
Medical Enclave, Ansari Nagar,
Mahatma Gandhi Marg (Ring Road)
New Delhi- 110029

Candidate Helpline: 022 - 61087595
(Monday to Friday: 09:30AM to 06:00 PM)
Website: www.natboard.edu.in and <https://nbe.edu.in>